

Diaphragm Valves

Diaval®



Why choosing the Diaval® range of Diaphragm Valves?

- Strictly compliant with legal regulations, safety and reliability.
- Stringent QC and traceability of materials.
- Fully Interchangeable components with other major brands at the market place.
- Wide choice of valve styles, body materials, linings, rubber grade diaphragms and flange standards.
- Large inventory of finished valves and also basic “ready to line” valve bodies in Spain.
- Long time proven experience in valve process application.



Diaval
Diaphragm and Process Valves
www.diaval.com

Comeval
Valve Systems, S.L. y CIA Soc. Comandataria
Los Rotes, 15 - 46540 EL PUIG - SPAIN

INSPECTION TEST CERTIFICATE EN 10204-3.1
Certificate - Batch No.: C13-02735 Page: 1 Date: 22, DEC. 2014

WEIR TYPE DIAPHRAGM VALVES

Valve code: W10001IND20000
Qty: 2

Serial nos.: 11-02735-1001/1002
Design: EN13397 Rating: PN10 Length: EN558 SI (DIN3202 F)
Connection: Flanges EN1092-2 PN16

Main Materials of Construction
BODY / BONNET: DUCTILE IRON EN 57100 (GGG40)
BODY LINING: UHMWPE
DIAPHRAGM: EPDM (1200)
COMPRESSOR / HANDHELD: CAST IRON EN JL 1040 (GG25)
SPINDLE: ST. STEEL A276-316 FASTENERS: 316L A.B.

VALVE BODIES / BONNETS MATERIALS REPORT

Part / EN	Qty	CHEMICAL ANALYSIS %					MECHANICAL TESTS				
		C	Si	Mn	P	S	Tensile (MPa)	Yield (MPa)	Elong. (%)	Avea. (mm)	Hard.
110021 BODY / 80	1	3.49	2.43	0.17	0.058	0.02	480	15.5	178		
140113 BODY / 80	1	3.78	2.20	0.22	0.06	0.03	484	15.7	184		
121043 BONNET / 80	2	3.49	2.43	0.17	0.058	0.02	480	15.5	178		

DECLARACIÓN DE CONFORMIDAD
de acuerdo a
Directiva de Equipos a Presión 97/23/CE

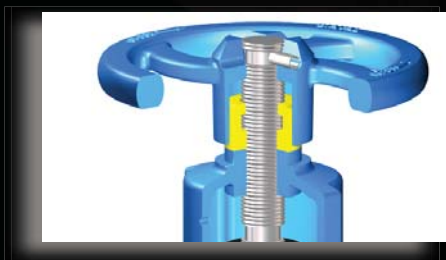
Para los siguientes Equipos a Presión:

1. Válvulas de tipo (S)
EN 12516-1, EN 12516-3


Responsable de esta declaración:
COMEVAL VALVE SYSTEMS, S.L. y CIA Soc. Comandataria
Comandataria
Los Rotes, 15 - 46540 EL PUIG (Valencia) SPAIN

Enrique Bort
Managing Director
Director General

Valves designed and manufactured in compliance with PED 97/23/CE – Module A – Cat. I



Special Sealed bonnet arrangements available for toxic and hazardous fluids



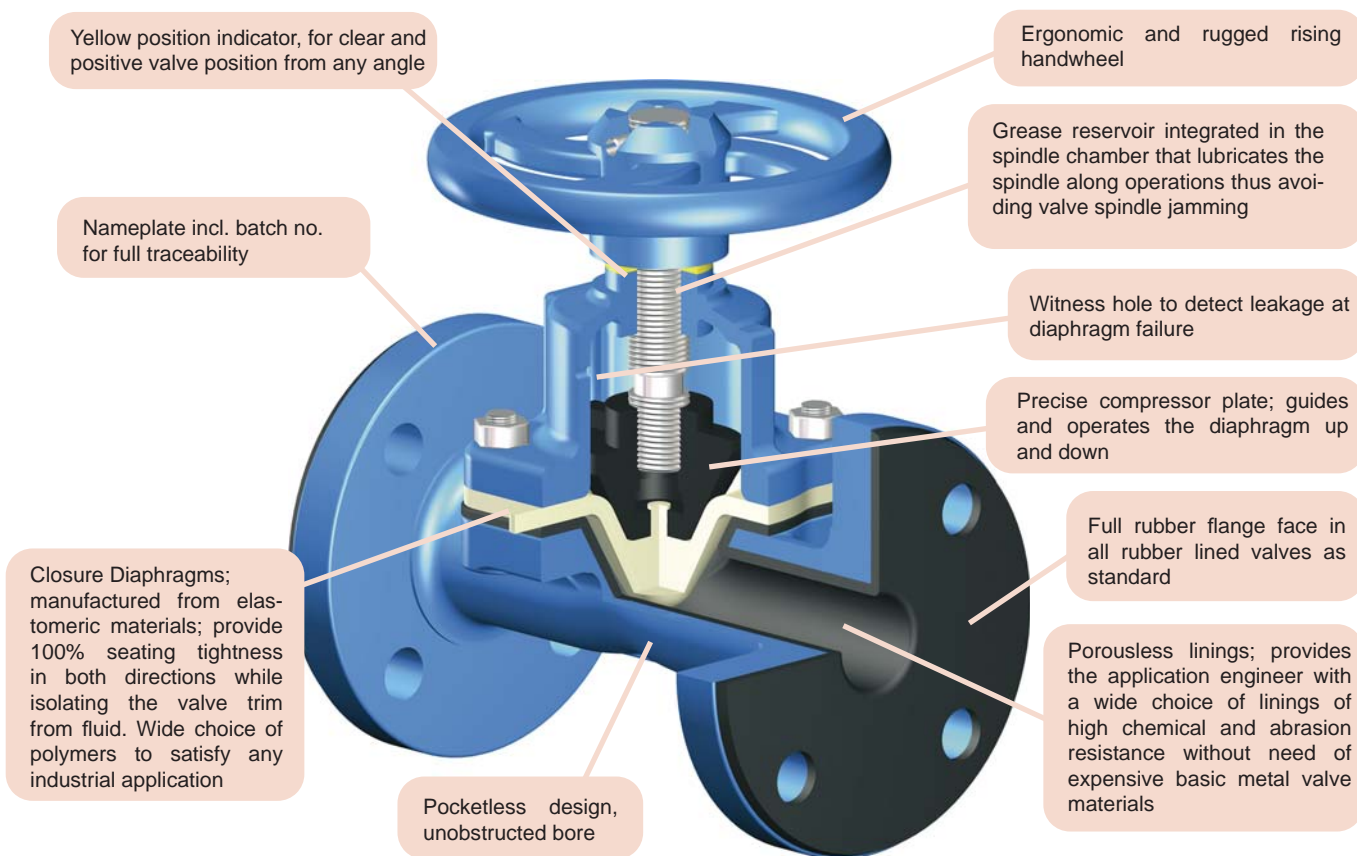
Witness hole to detect leakage at diaphragm failure



Grease reservoir integrated in the spindle chamber that lubricates the spindle along operations thus avoiding valve spindle jamming

Diaval® - The economic answer to rough applications of abrasion and corrosion.

Straight Through Type Diaphragm Valves are linear motion valves, bidirectional, for stopping the flow of the service fluid when necessary, not being suitable for regulation purposes. Valves close by turning the handwheel clockwise. Valves are bolted bonnet, seatless design, with a diaphragm as closure element, with rising handwheel. Valves are offered with a broad range of diaphragms and linings materials to resist to abrasion and corrosion duties. Their straight passage makes them more suitable for On/Off applications in comparison to Weir Type, when low pressure drop is required or in case of abrasive media. The valves are inexpensive and easy to maintain, being the optimal solution for a large number of applications.



Main Features

Valve Design: EN 13397

Face to face length: EN558 Series 1 (DIN3202F1) or EN558 Series 7 (BS5156)

Valve end connections: Flanged to EN1092-2 type 21/B, PN10/16 (DN15-150); PN10 (DN200-300)
(valves DN65 with 4 holes as accepted variant in standard)
Female thread to ISO 228-1 (DIN259-BSPP)

Marking: EN19

Pressure Tests: EN12266-1

Seat leakage rate: Rate A (full seat tightness in both directions)

Inside and outside primer paint layer black color for protection during storage and transport

Product compliant with Pressure Equipment Directive PED, max. category I

Diaval®- Diaphragm Valves are available in DIN-EN 558-1 and BS 5156 length of construction and are drilled to PN 10, PN 16 and ANSI 150 flange standards.



Limit switches are often used to provide remote signal on the valve status



Padlocking device that prevents unauthorized valve operation



Handwheel protecting hood

The Diaval® wide length of styles and materials



Weir Valves

Cast and Ductile Iron bodies with all rubber grade linings and fluoro-polymer coats.



Straight Through Valves

Cast and Ductile Iron bodies with Hard and Soft Rubber linings.



Genuine Spare Rubber and PTFE diaphragms

Nylon braided reinforcements, inner moulded nerves to favour closure.

Automation and design enhancements:

Actuation Packages:

- Linear DP Single Acting Pneumatic actuators –spring and diaphragm type.
- Double Acting, Piston type actuators.
- Multi turn Electric actuators of major international manufacturers.
- Control accessories.
- Hand wheel padlock designs.
- Special bolting materials.
- Diverse Paint and coating specifications.
- Sparking tests to ensure lining integrity.
- Flange drilling and finish.


On site and Off site after market service



Our engineers are skilled to perform on site services (i.e: sparking tests, diaphragm replacements) and off site services (i.e: actuation, lining refurbishment)



All genuine DIAVAL spare diaphragms are now dispatched into sealed plastic bags which ensure the best storage preservation while providing very useful assembly and maintenance instructions to the plant operator.



Diaval® Valves; Quality Approval as defined by PED 97/23/CE – Annex III Module A.

