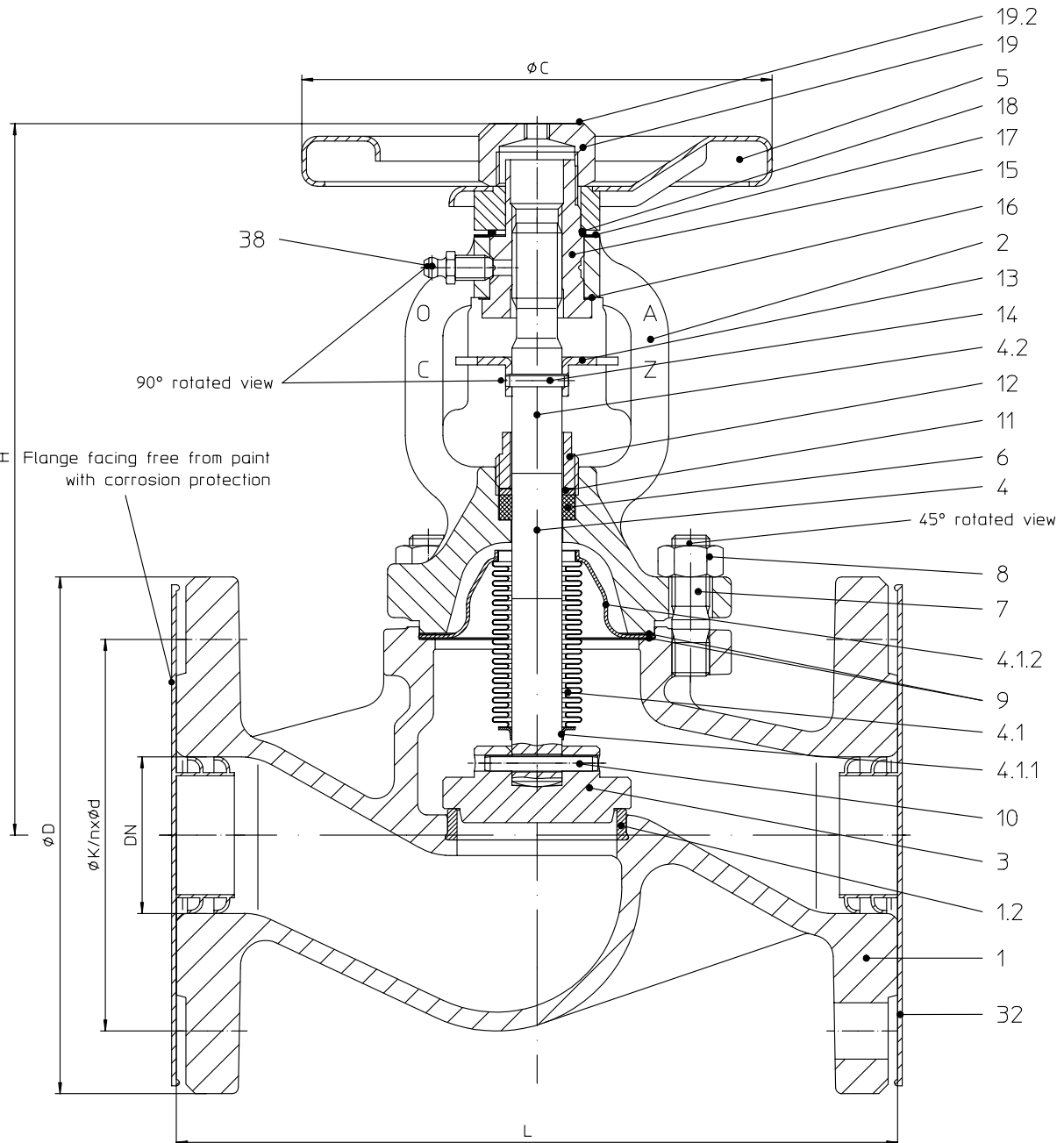
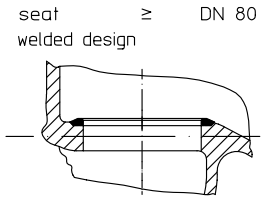
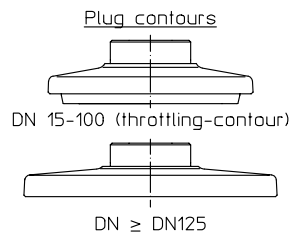
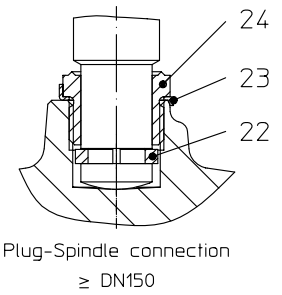


All rights reserved
According to DIN 34.



Valve inside free from paint
with corrosion protection



DN	L	H	Stroke	øC	øD	øK	nxød
15	130	191	6	125	95	65	4x14
20	150	191	6	125	105	75	4x14
25	160	197	8	125	115	85	4x14
32	180	200	8	125	140	100	4x18
40	200	218	13	150	150	110	4x18
50	230	220	13	150	165	125	4x18
65	290	238	16	175	185	145	8x18
80	310	257	20	225	200	160	8x18
100	350	340	25	300	235	190	8x22
125	400	360	32	300	270	220	8x26
150	480	390	40	300	300	250	8x26

CE-marking from DN32 acc. to
Pressure Equipment Directive

Pos	Description	Qty	Material	Special treatment	DIN No.	Sp.
38	Lubricating nipple	1	St-A3G	hardened 550 HV		
32	Flange cover	2	PE-soft			
24	Screw joint STOBU	1	1.4104.05 DIN 17440			
23	Safety plate	1	1.4301 DIN 17440			
19.2	Spindle ring	1	1.4104.05 DIN 17440			
19	Tag CE FAB A	1	Polyesterfolie			
19	Guard cap FAB A CE	1	95Mn28K DIN 1651	FE 13 epoxid coating 40-100µm		
18	Retaining ring	1	FST			
17	Shim ring	1	St2K60			988
16	Washer	1	C755+0T DIN EN 10132-4			
15	Insert nuts FAB A M16-LH	1	1.0718.07 DIN 1651	Cover DIN 50961-Fe/Zn 10B		X
14	Spring-type straight pin	1	CK67 DIN 17220			EN 28748
13	Removable lock washer DVGW	1	St 37-2 EN 10025	Cover DIN 50961-Fe/Zn 12B		
12	Screw joint	1	1.0718 DIN 1651	Cover DIN 50961-Fe/Zn 10B		
11	Pressure ring	1	1.0718.07 DIN 1651	Cover DIN 50961-Fe/Zn 10B		
10	Spring-type straight pin	1	1.4310 DIN 17224			EN 28750
9	Gasket	2	Pure graphite with integrated CrNi			X
8	Hexagon nut	4	CK35 BL			934
7	Stud	4	24CrMo5 DIN 17240			939
6	Packing ring	1	Pure graphite			X
5	Handwheel	1	St 12-03 DIN 1623	epoxid coating 40-70µm		
4.2	Spindle	1	1.4021.05 DIN 17440			
4.1.2	Clamp flange	2	1.4571 DIN 17440	free from lubricant		
4.1.1	Angle ring	2	1.4571 DIN 17440			
4.1	Bellow FAB A	1	1.4571	free from lubricant		
4	Spindle unit FAB A	1	1.4021.05 DIN 17440			X
3	Plug FAB A DK	1	1.4021.05 DIN 17440			X
2	Bonnet	1	C22.8 DIN 17243			
1.2	Seal ring	1	1.4021.05 DIN 17440			
1	Body PN40 N	1	1.0619+N / 1.4021.05			

Pos	Description	Qty	Material	Special treatment	DIN No.	Sp.
✓ - ✓ ✓ - ✓Rz100 ✓ - ✓Rz25		✓ - ✓Rz6,3 ✓ - ✓Rz1 ✓ - ✓Rz40-160 ✓ - ✓Rz25-40		Dimension without tolerance acc. to DIN ISO 2768-mK Date: 04.07.02 Name: skoch Date: 22.08.02 Name: H.Koch Reg. inspected Status: inspected Page: 1/1	Scale: 1:1 Ummachpart / raw mat. Material: 1.0619+N / 1.4021.05 Weight(kg) Special treatment FAB A PN40 DN 50 350460050-1 CAD	
Data subject to alteration		(b) 5548 04.07.02 sko		ARMATUREN		Version: 1 Repl.f.